



In the Moment of Need.

Added Value Pack

tts performance suite 2023r2
All highlights at a glance!

Date: November 2023



Added Value Pack

tts performance suite 2023r2

On the following slides you will learn about the **highlights** of the **tts performance suite 2023r2**, which you will benefit from when you update your current version.

For a better overview we group the highlights of older tts performance suite versions in the categories **Performance Support**, **Content Creation** and **Technical Improvements & Support**.



Important Information: Update & IT Security

How regular software updates can protect you

From time to time, companies are threatened by IT security vulnerabilities. Through this gap, it is possible for third parties to gain unauthorised access to internal company networks and cause damage, e.g., through data misuse. This is not a marginal phenomenon - in fact, this IT security vulnerability is estimated to affect **almost one third of all web servers worldwide!** Commercial enterprises and public authorities are equally affected. So don't take any risks when it comes to your IT security!

The good news: security holes can be closed by updating the affected software. It is crucial that the security measures are implemented quickly and regularly by updating. Therefore, we recommend all our customers to regularly update their tts performance suite to prevent damaging cyberattacks.

We release two new versions of our tts performance suite every year, which contain new functions and performance improvements as well as security-relevant updates. In case of an emergency, we deliver patches **for the currently supported versions** of the tts performance suite (currently: **2023r2, 2023 and 2022r2**), which are of course immediately implemented by us for our cloud customers.

We therefore recommend that you **keep your tts performance suite up to date at all times**, so that you can use our software in line with the latest IT security standards and do not take any risks.

If you are still using a version 2022r2 or older, an update is even more urgently recommended.



New in tts performance suite 2023r2

Performance Support

Resizing the QuickAccess window with one click

2023r2

Business processes such as incident response chains can be created more comprehensively and at the same time more clearly with roles, infographics and expected results.

Current tasks can as usual be viewed in half-screen mode, while QuickAccess is able to display processes with more details.

Videos and infographics as well as multi-step processes can be viewed in full-width vertical mode within QuickAccess.

By improving the docking function of QuickAccess on both sides of the screen or on different monitors, you can be sure to work undisturbed and efficient.

Texts and content are now wrapped in a defined width for better accessibility and readability.



Content Creation

Displaying topics directly in QuickAccess

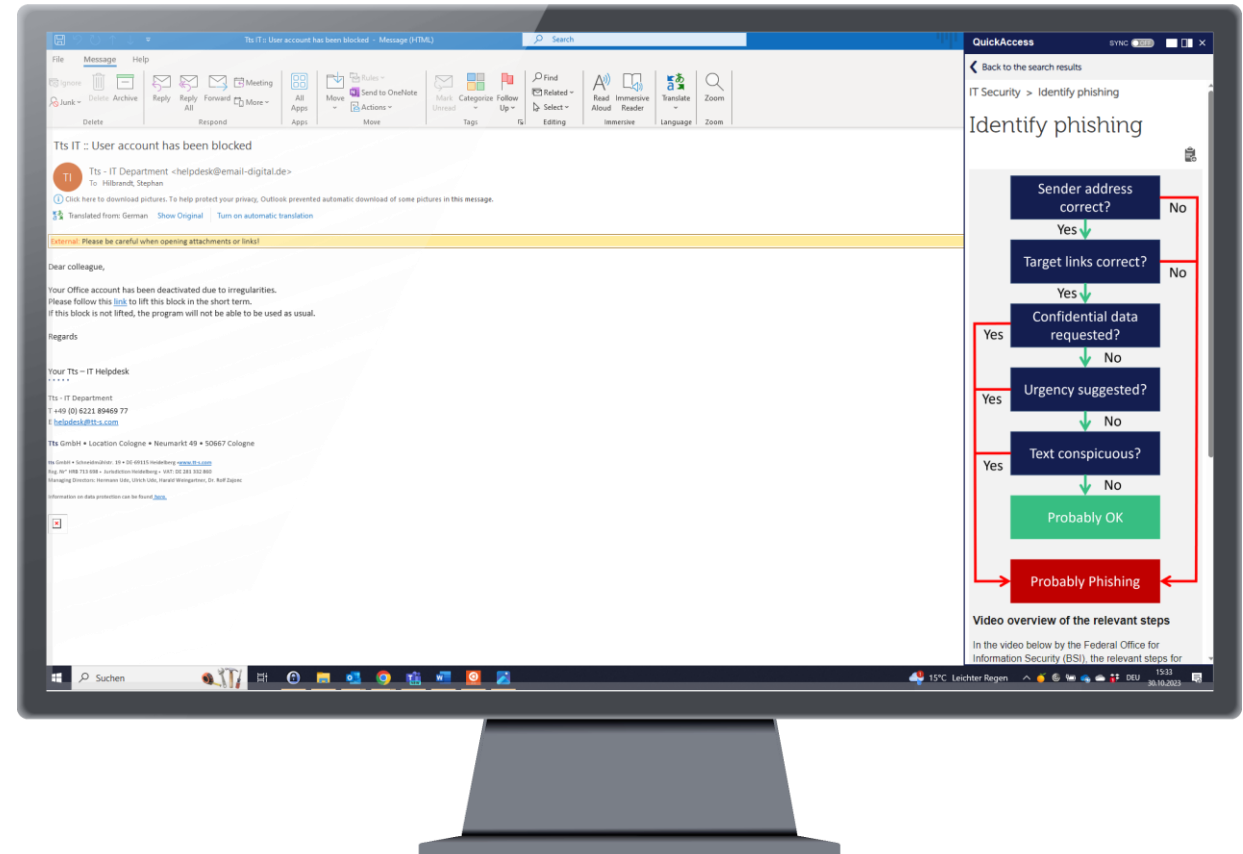
2023r2

Comprehensive company knowledge such as IT security processes can be displayed in QuickAccess in a contextualised manner, even without a specific process reference.

In addition to inserting and designing a process view in QuickAccess, it is now also possible to display non-process-related content in a better and more targeted way.

The direct display of Creator content, such as ImageMaps, videos or RichText elements, which is already familiar from the process view, is also available for this content.

You can therefore design your topic overviews visually appealing and well-structured with the help of these extensive options.



Content Creation

Embedding MP4 and WebM videos inline

2023r2

Internal company videos for topics such as budget forecasts can be saved and played directly in QuickAccess avoiding playback interruption.

In addition to embedded videos from YouTube and Vimeo, you can now use Microsoft Stream for Sharepoint as a streaming platform for direct video integration.

If no streaming service is available, you are able to upload MP4 or WebM videos directly from your local hard drive and save them as Creator documents.

These locally embedded videos are buffered by QuickAccess' internal browser to ensure uninterrupted playback.



Content Creation

Create lifelike avatar videos effortlessly with AI

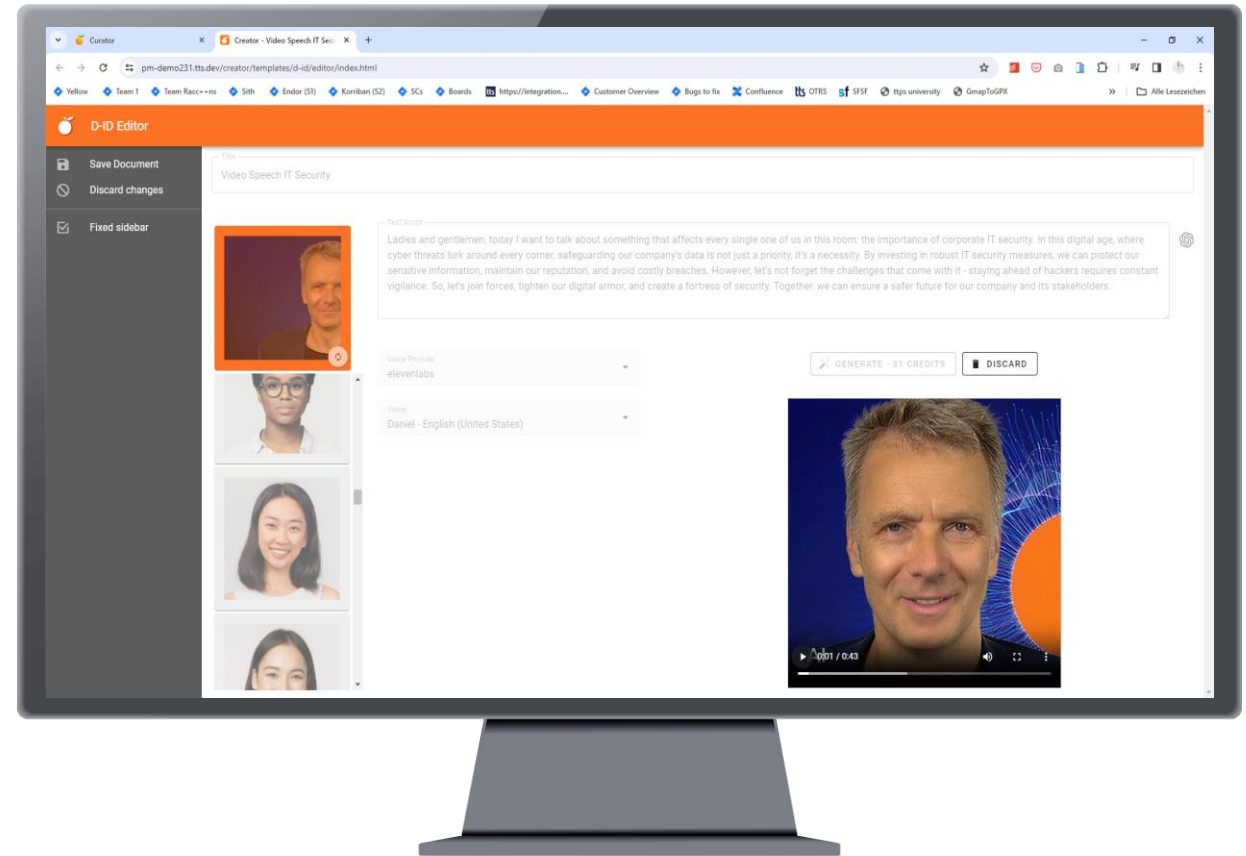
2023r2

Create videos faster, easier and cheaper, which are essential for effective change management, as many employees expect a video format.

Avatars can be created with ease, realistic and in culturally tailored variants in 30 languages. These videos can be directly integrated into your processes and topics in QuickAccess.

In the D-ID Creator template, you can create avatars using high-quality image/video templates or your own portrait photos.

Text can be entered manually, generated based on keywords or created, modified and translated using the integrated ChatGPT module. The generated avatar recites your text with lip-synchronised and realistic movements. Creator offers a large selection of voices for your purposes.



Content Creation

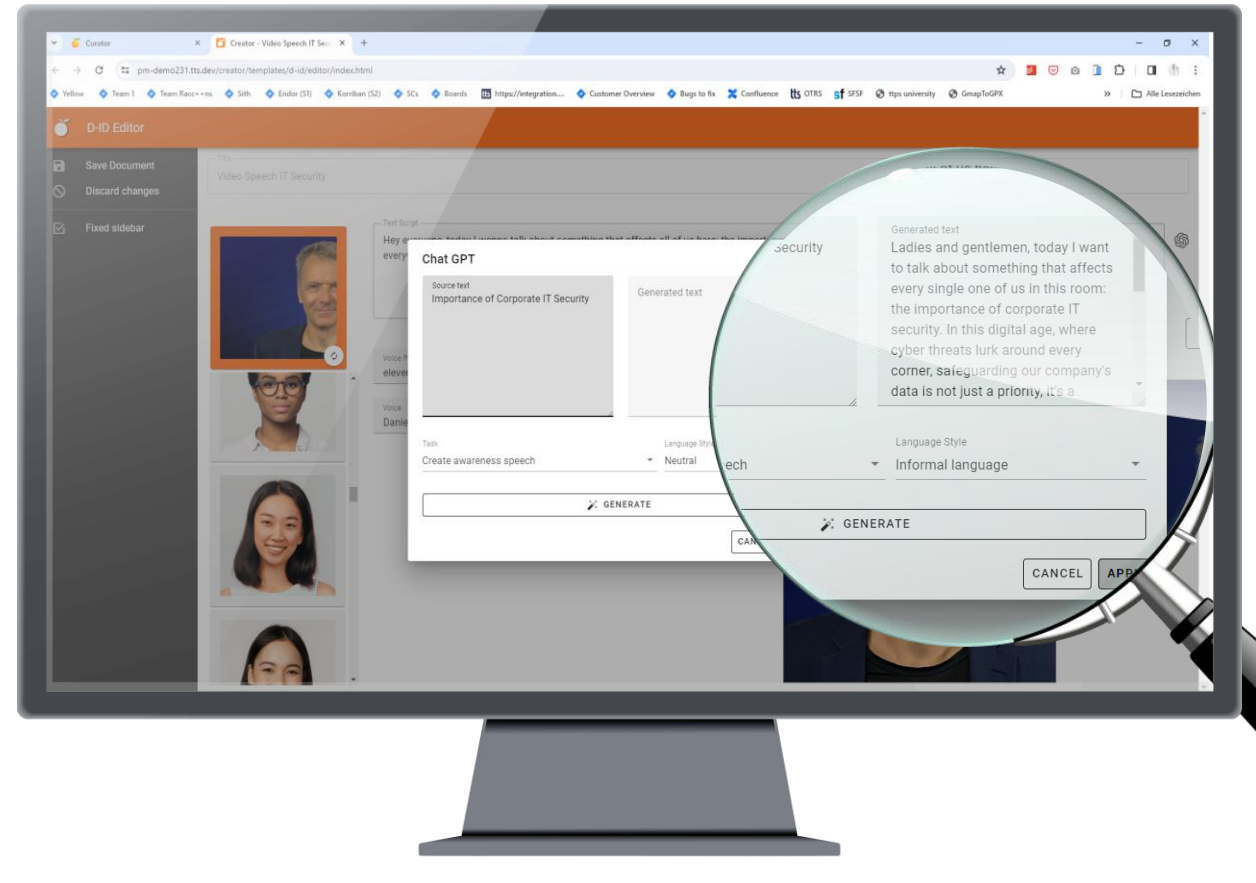
ChatGPT support for the creation of texts

2023r2

AI can help employees to quickly structure, write and proofread voiceovers, texts and summaries and add variants in cultural variations and languages.

The ChatGPT module helps with the various tasks you complete in the RichText template for Creator.

The ability to translate texts can be combined with the variant generation function of the tts performance suite. This facilitates the quick creation of content in different languages and makes it possible to provide users on QuickAccess and WebAccess platforms with corresponding content in their native language.



Performance Support

Push Notifications

Performance Support

Improve process support with deep-dive info, multimedia and clear priorities

2023

Improve process support with deep-dive info, multimedia and clear priorities

The tts performance suite 2023 makes it even easier to provide your users with help on business processes, policies and procedures in the current context of work. And in a more versatile, attractive and time-saving way.

This is made possible by embedding Creator documents directly into the QuickAccess process view: videos, formatted texts and images with links to further information can be used to liven up your process descriptions in an attractive way. As this related content is displayed directly in the QuickAccess process view, no further clicks are necessary - all important information is visible to your users at a glance!

Find out on the next pages which possibilities you have in this respect with the tts performance suite 2023.



Performance Support

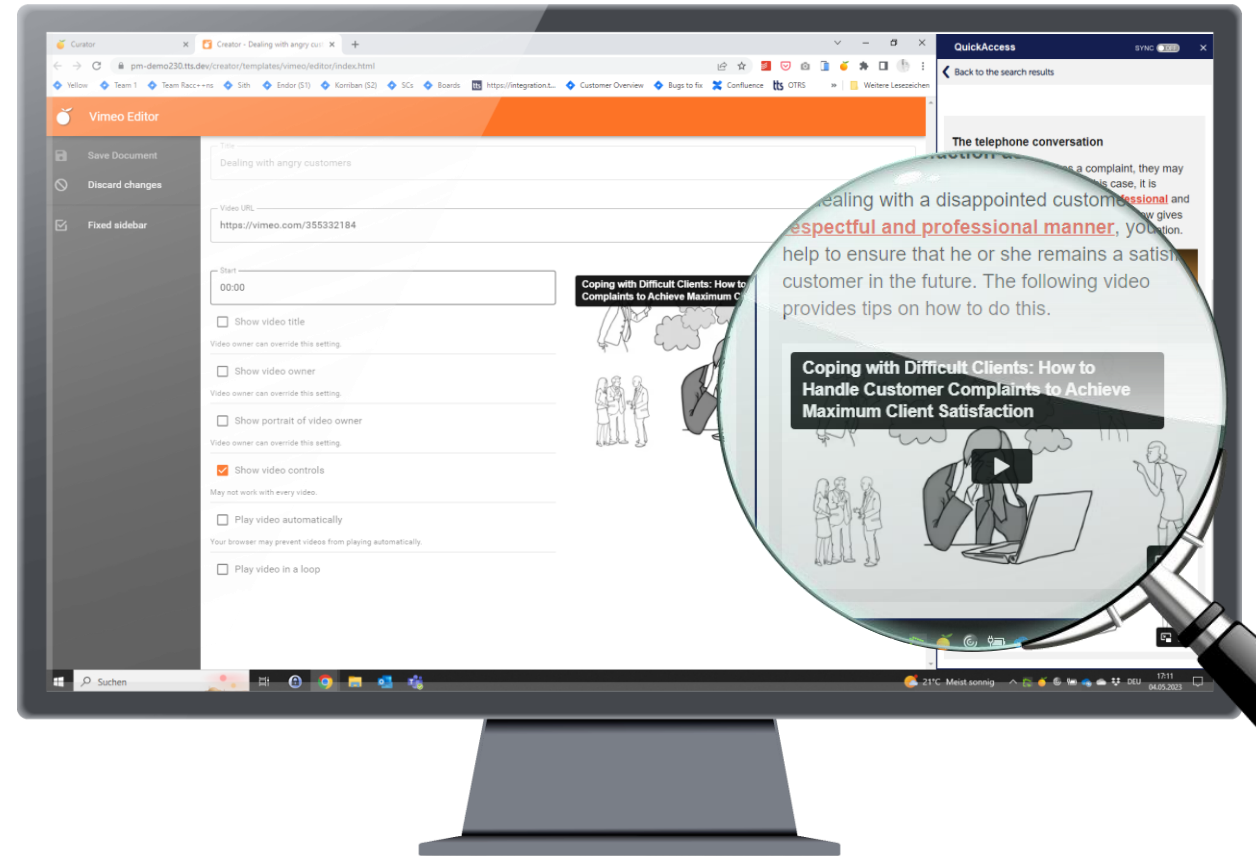
Embed videos in QuickAccess processes

2023

Embed videos in QuickAccess processes

You can now make the support for the processes in your organisation even more vivid in QuickAccess: Integrate videos from YouTube or Vimeo, for example, in the Creator and freely design your texts in the description, just as you like.

For example, you can use videos to create attractive introductions to process descriptions. You can simply copy and paste the video link and make the video directly available in the process. For example, you can provide your users with a video for a complaints process that clearly explains all the basics in summary.



Performance Support

Create formatted text in Creator

2023

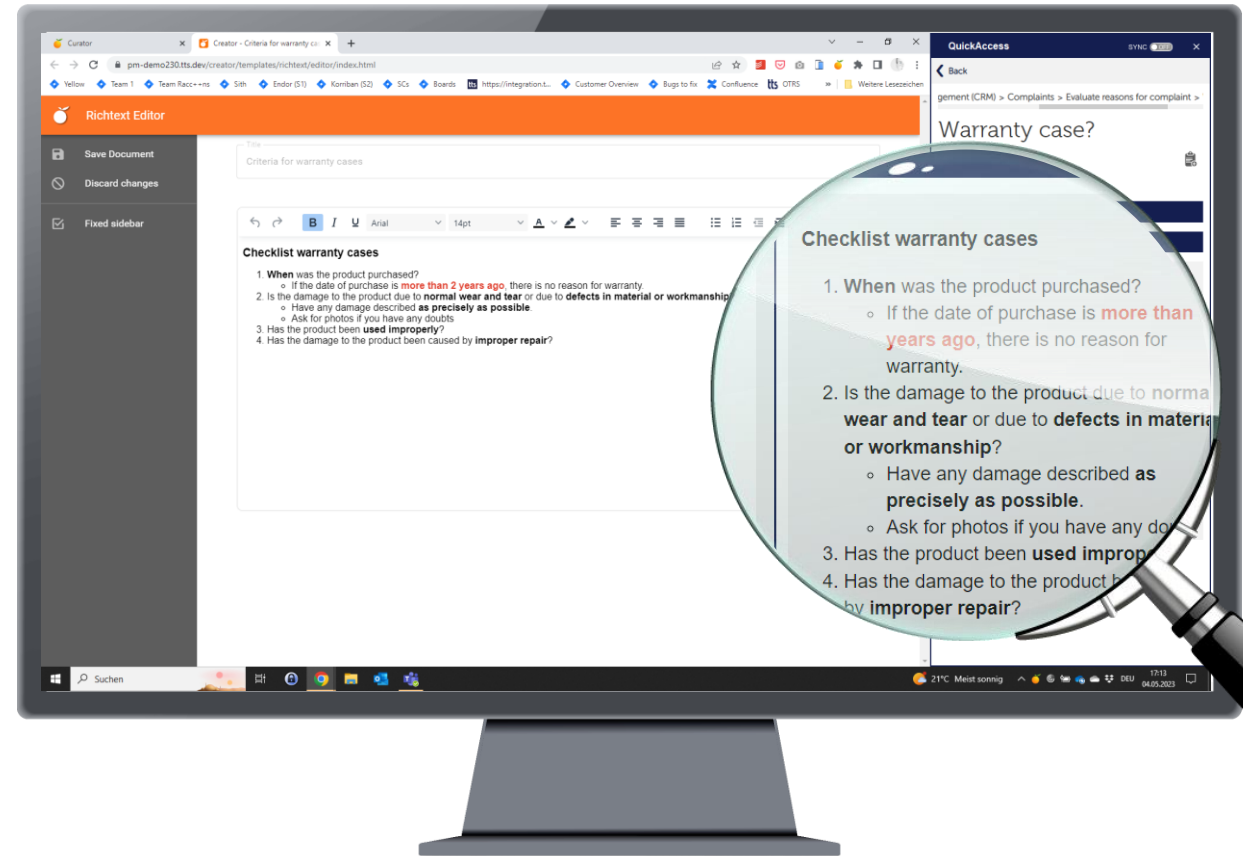
Create formatted text in Creator

In addition to the possibility of embedding videos directly in processes, you can now also format your text in the process description in a variety of ways.

Create a structure which is clearer and quicker to grasp with the help of headings, highlighting in the text through colour or certain fonts and even bullet lists - optionally numbered or unnumbered.

Links to other content can also be integrated as easily as tables.

This gives you a wide range of design options to present processes to your users in a clear and precise way.



Performance Support

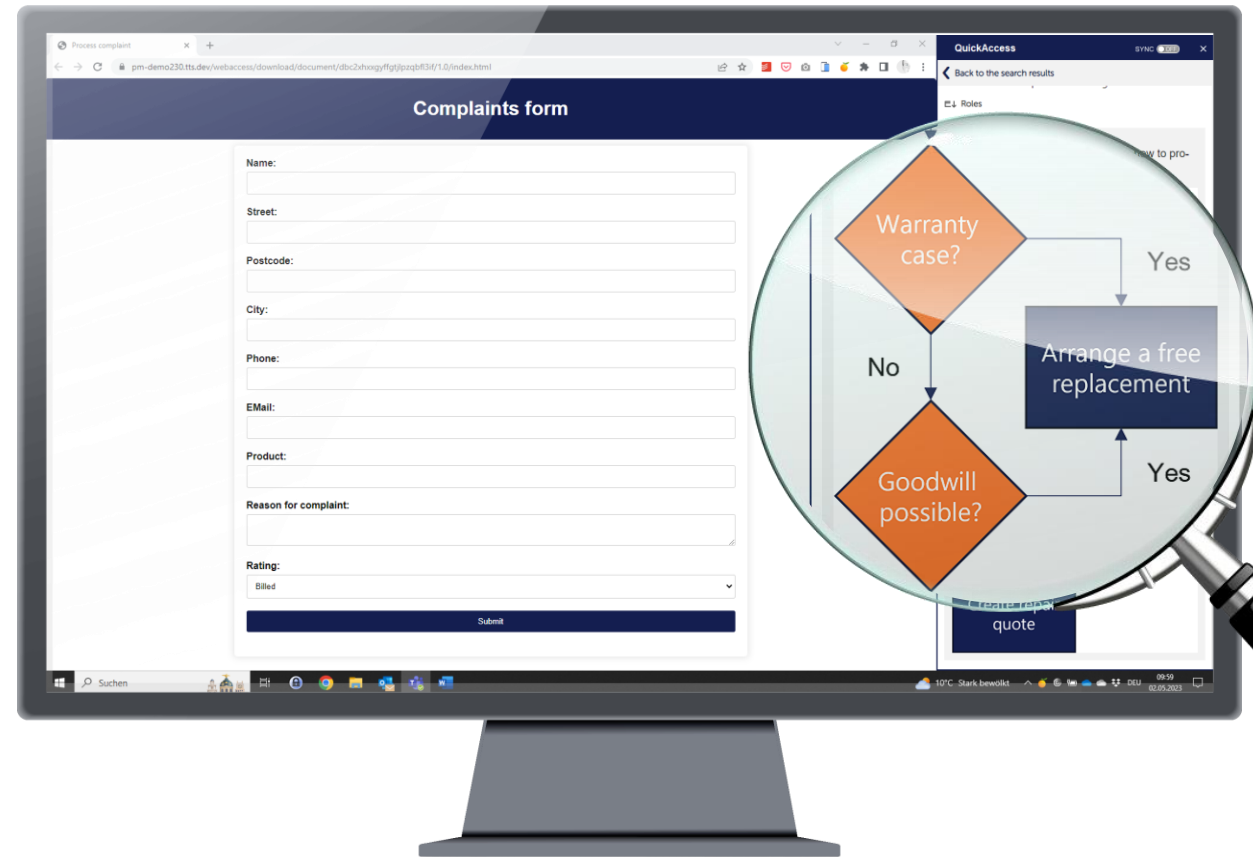
Display complex processes in QuickAccess

2023

Display complex processes in QuickAccess

The mapping of complex, branched process structures in QuickAccess is now also possible.

For example, you can divide a branched process into different areas and link them to the corresponding sub-processes. Your users can jump directly to the underlying process in QuickAccess with a click on the respective linked area, for example, to jump to the correct process in a complaint procedure or to order a specific technical spare part without a long search for the correct order form.



Performance Support

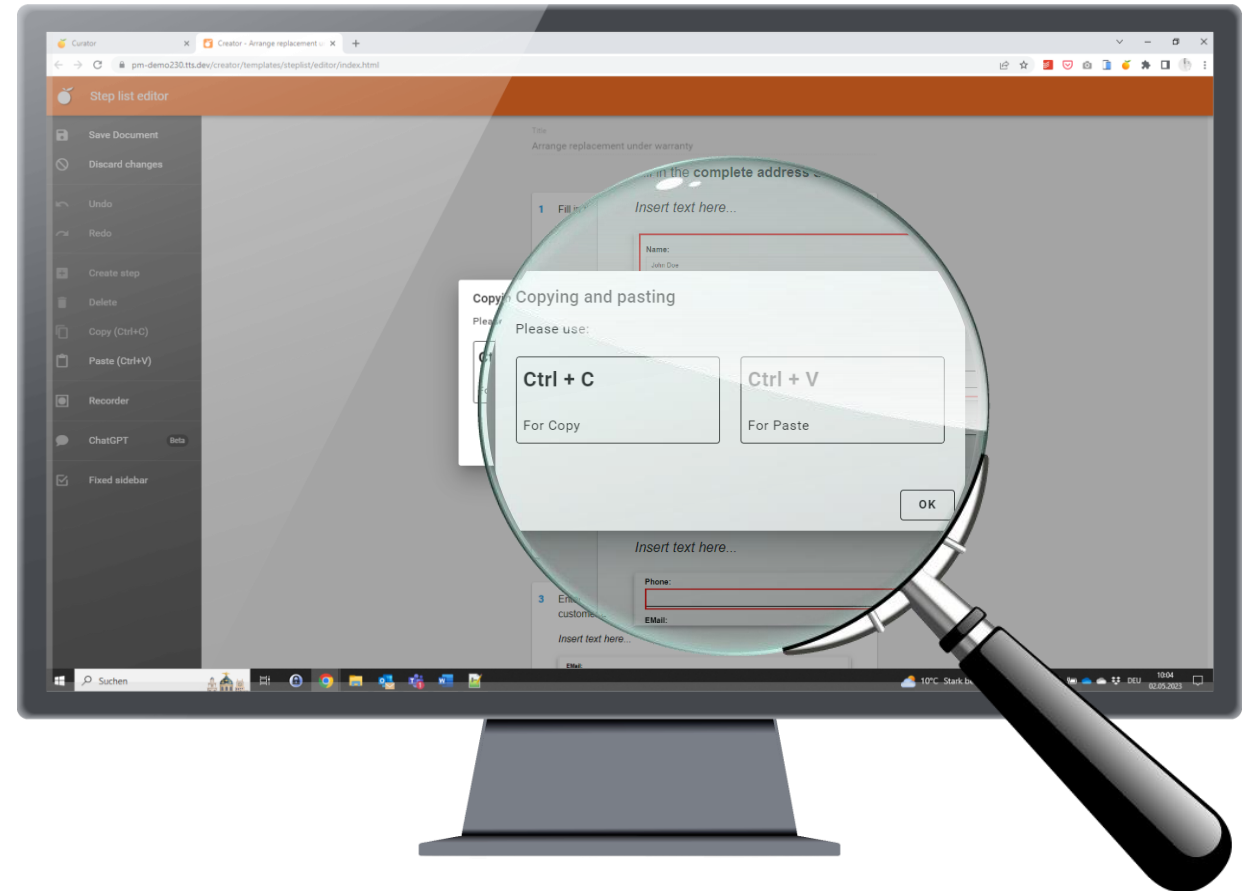
Copy recurring contents instead of creating new ones

2023

Copy recurring contents instead of creating new ones

If you work in several Creator documents in parallel, you can now easily transfer content from one editor to the other using copy-and-paste. For example, if you create step lists with recurring content, you do not have to create it twice, but can transfer it with little effort. This makes your work much faster.

All the content of one or more steps is copied, including formatting and image, along with all adjustments such as highlighting, image cropping or blur effect.



Performance Support

Search for help – even beyond QuickAccess

2022r2

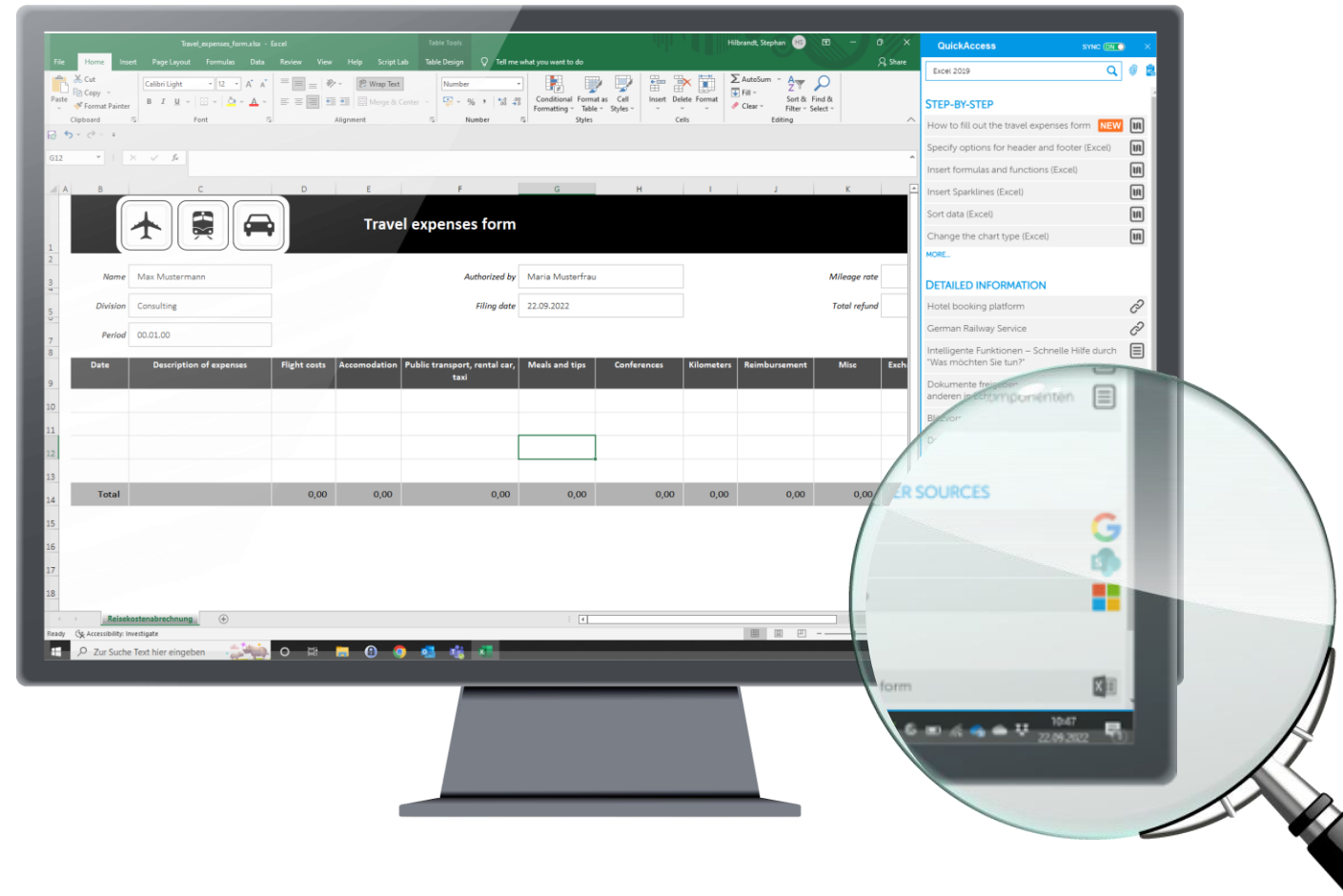
Find help in other search engines

Can't find the right help for an app or process in QuickAccess?

Then pass your query on to other search engines with one click.

The suggestions for where to search always match what you want to know: For questions about Microsoft Office, the Office Help opens; for internal company information, you are directed to the intranet or SharePoint. Practical: You can see the results directly in QuickAccess, and the authors can pin the most relevant content on the topic there.

This way, your users also see relevant results in applications for which you have not previously created content, and they can continue their search with these results.



Performance Support

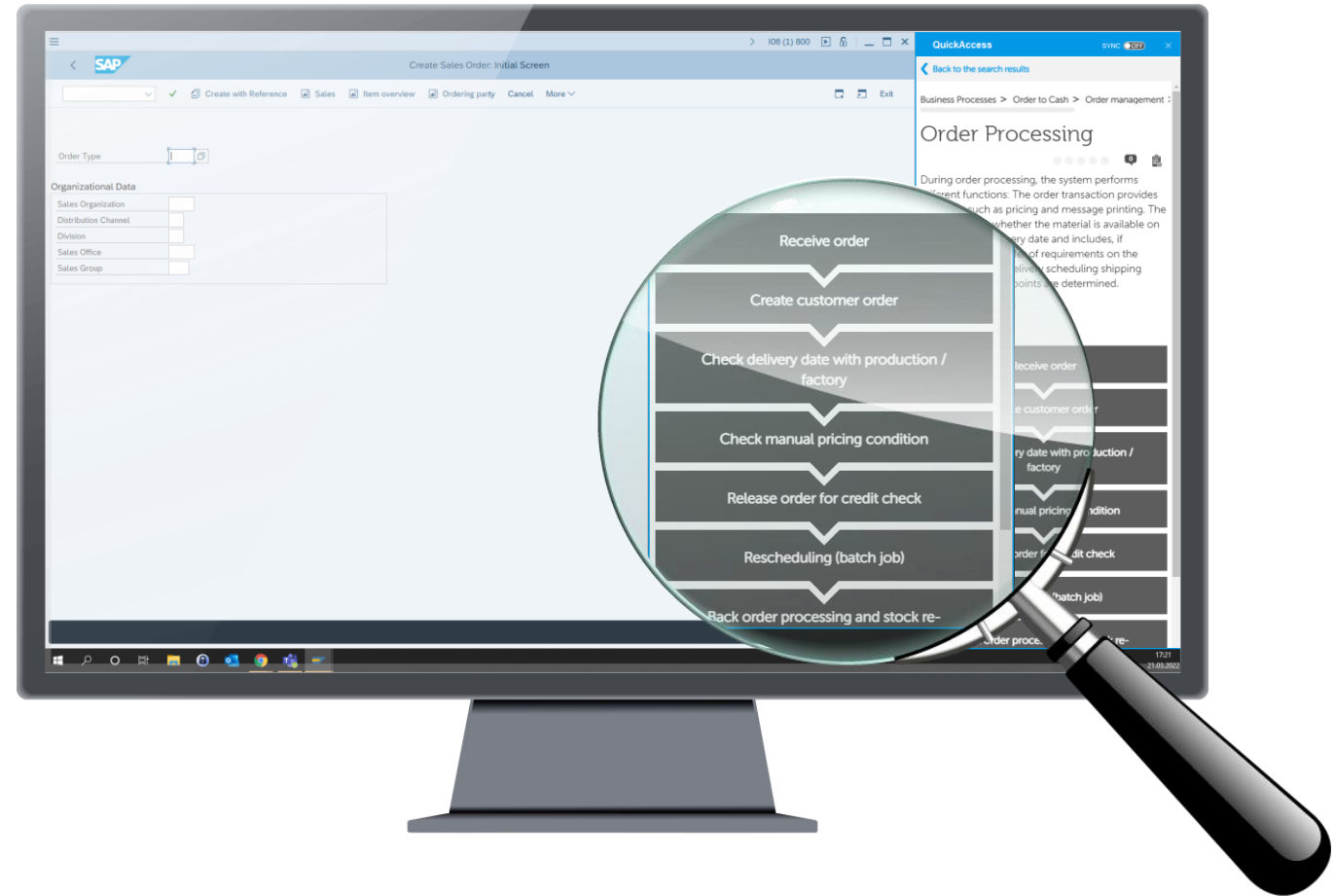
Display processes directly in QuickAccess

2022

Display processes directly in QuickAccess

You can open processes now directly in QuickAccess, side by side with your current work context. This makes it easier for you to see how the current work step fits into the overall process. However, the focus remains on your task without a browser window overlaying it in a disturbing way. Navigate comfortably within the processes in the QuickAccess window and keep an eye on everything in parallel.

With this option you can offer structured business guidance to all users in their daily work - based on their respective roles, of course.



Content Creation

Creator & Producer

Content Creation

Record step-list guides even faster in the browser

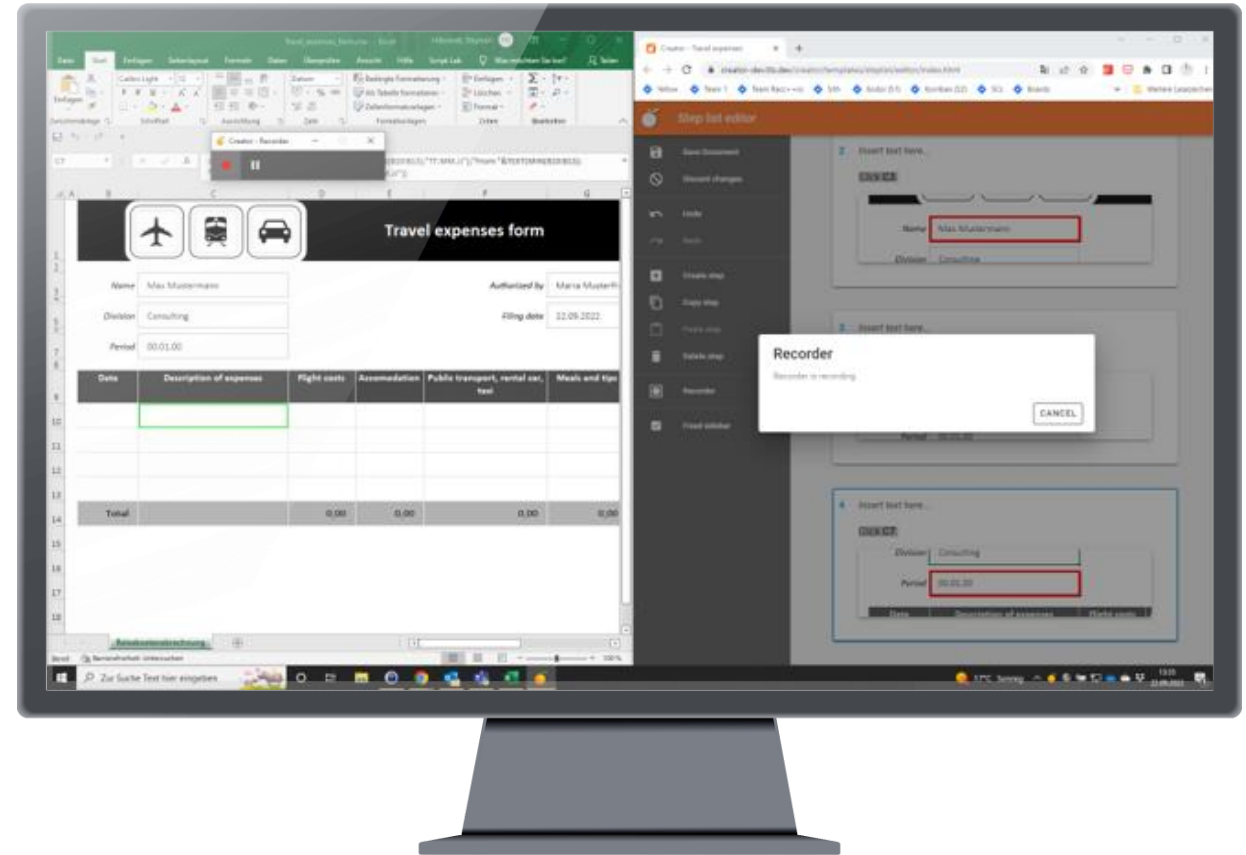
2022r2

Record step-list guides even faster in the browser

Our Creator-Recorder can now be started directly from the browser to record applications for step lists. No more tedious down- and uploading of files. The result is displayed in the Creator and you can edit and publish the recording directly there.

And no matter whether you start the Creator via QuickAccess or the Curator: it always opens in your browser. The view is the same and the application quite intuitive.

This way, even your subject matter experts can easily create and edit recordings without having to be familiar with the client application - recording step lists has never been faster!



Content Creation

Highlighting in Producer recordings

2022r2

Highlighting in Producer recordings

Green marking frames now highlight which object is being recorded in the Producer-Recorder.

On the one hand, this allows you to record nested objects in a more targeted way, and on the other hand, the recognition of dropdown menu items is significantly improved.



Content Creation

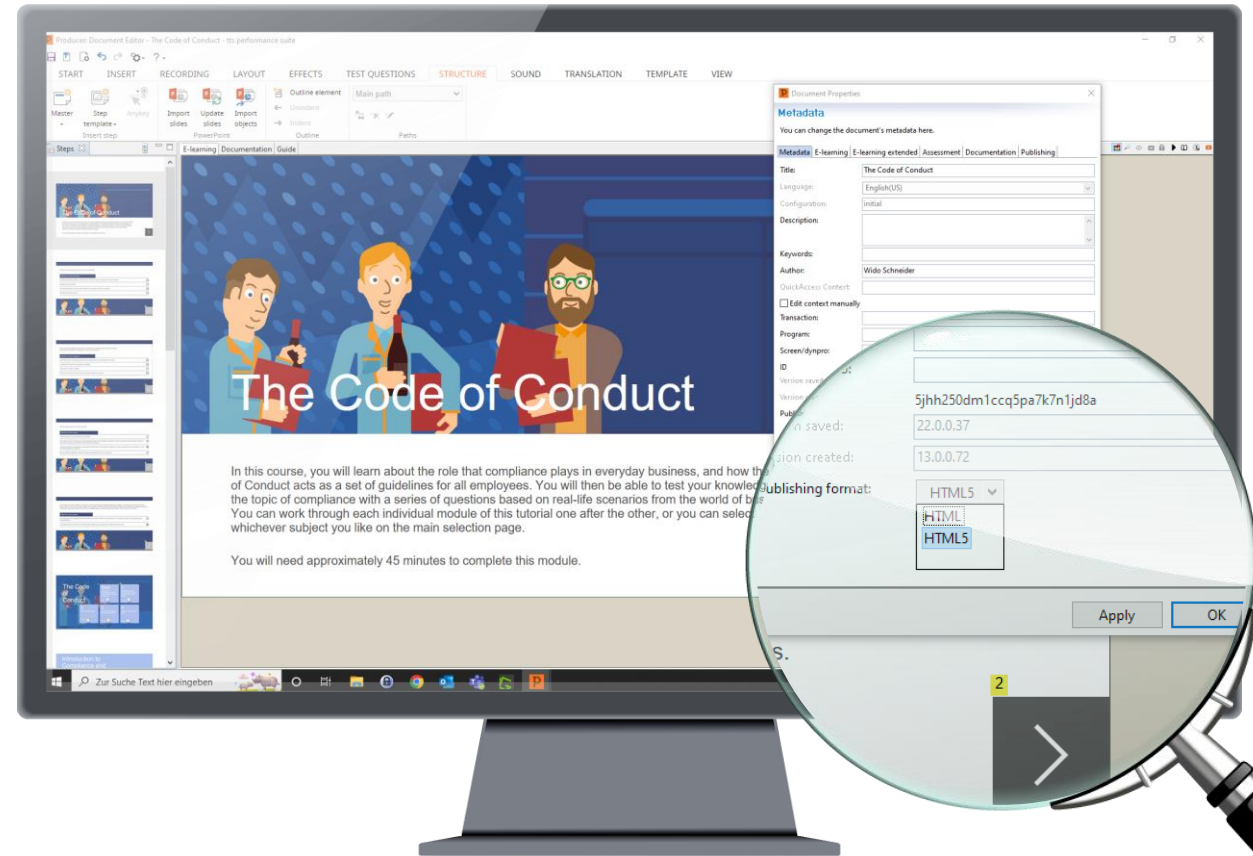
Create content in HTML5 even more easily

2022r2

Create content in HTML5 even more easily

If you select HTML5 as the format in Producer, the user interface adapts automatically. Functions and buttons are now even easier to find and you can create and edit your content even more efficiently.

This ensures that all selected functions are also available in the desired export format.



Content Creation

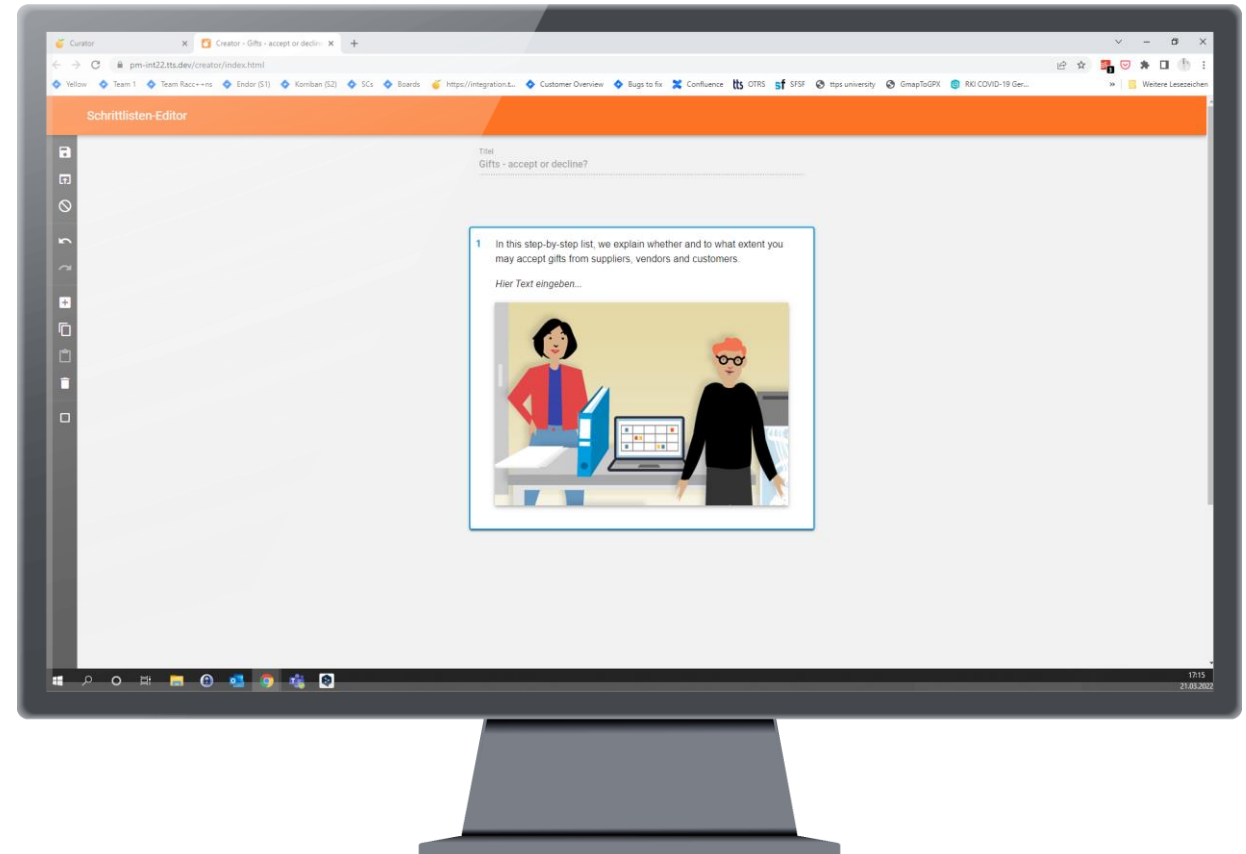
Step lists directly from the browser

2022

Step lists directly from the browser

Create and edit step lists now directly from the browser. You do not have to install Creator for the creation of non-IT step lists locally on your computer.

This new feature is particularly exciting for experienced authors. It combines the extensive functions of Curator, such as maintenance and curation of documents, with the fast, lean and simple usability of Creator.




Content Creation

Enhanced recording in Producer

2022

Enhanced recording in Producer

You may know our new recorder from Creator. Now it is also available in Producer. With better performance and a modernized graphical interface, recording content on screens at zoom level and high resolution is also quite effortless.



Content Creation

SmartComponent: Check quiz status

2022

SmartComponent: Check quiz status

The "Check quiz status" component allows to check the result of one or more selectable question pages and to start trigger-based events depending on it. For example, so-called pre-tests can be implemented in which learners answer a few questions at the beginning of the learning unit in order to find out which chapters of the respective learning object they still need to work on according to their individual needs.

The component can carry out simple "right/wrong" evaluations as well as point and percentage-based result evaluations. Triggers can then be used to react to a positive or negative result of this test evaluation.



Technical Improvements & Support

Technical Improvements & Support

tts University

April 2022

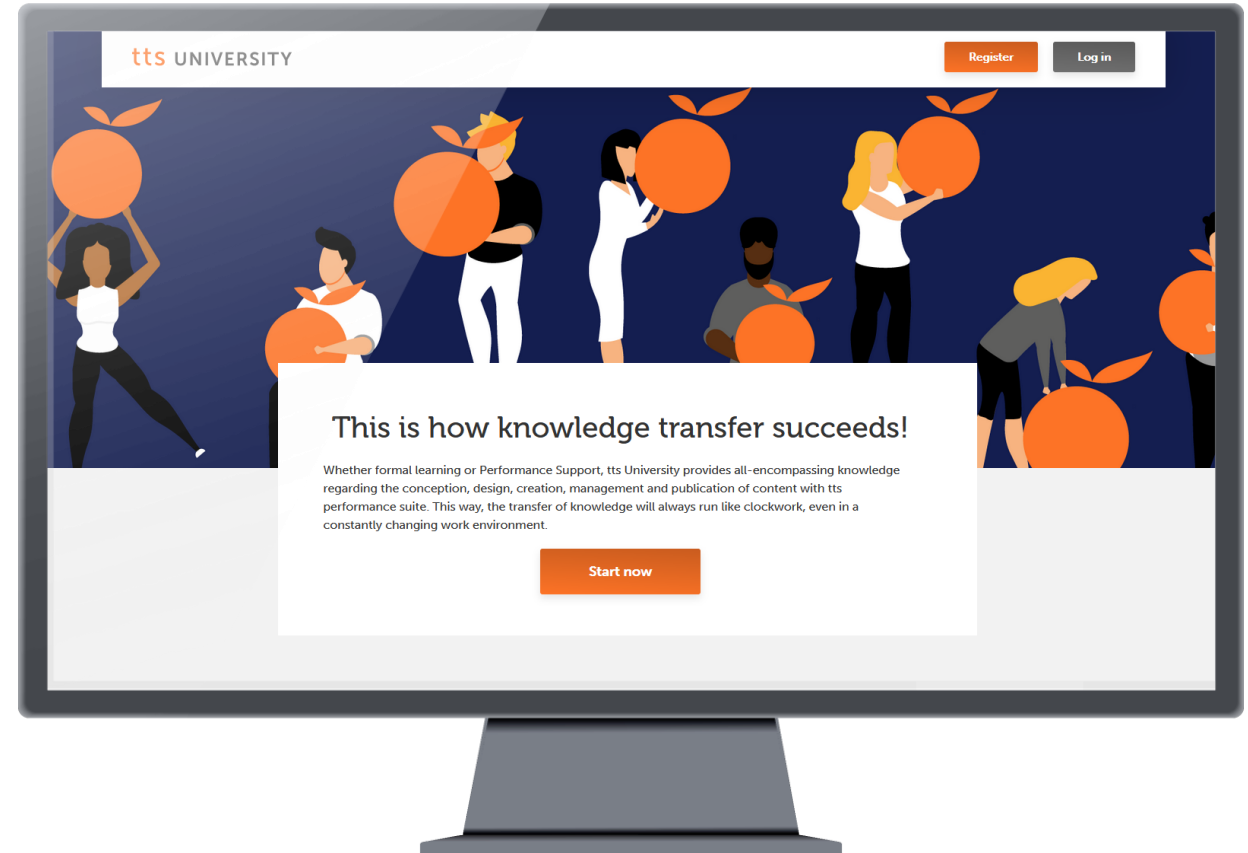
tts University

Get started even faster and easier in our tts University and become a tts performance suite professional! The tts University is our free training offering to help you and your users learn how to use the tts performance suite - all packaged into specific roles to prepare users according to their use cases. Choose from 20 online tutorials, 9 role-based webinars and more than 300 e-learnings, documentations and guides!

NEW:

As a Tool Owner, new topics and courses are available to you:

- With individual services to the perfect learning offer
- Content and lifecycle management
- Administer Curator, Producer and QuickAccess
- Promotion and marketing materials for QuickAccess



Any questions?

Please find all information about tts performance suite 2023r2 [here](#).

If you have any more questions about our tts performance suite 2023r2, please [contact us](#)!





Thank you

tts Deutschland

Schneidmühlstr. 19 | 69115 Heidelberg

Christian Engel | csm@tt-s.com

tt-s.com

