

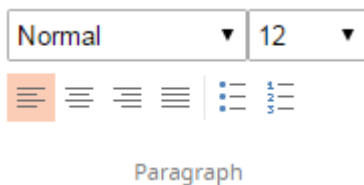
Textbox

This documentation will explain what a textbox actually is and how it can be used in the E-learning and Documentation views in the Document Editor.

A textbox is basically a container object for the text in a Producer document.


It can contain several **paragraphs**, each of which can be formatted via the **style** dropdown menu. Furthermore, it's also possible to specify a paragraph's **alignment**. **Bullet points** and **numbering** are also supported.

 Use of the font size is limited to the e-learning.




You can also assign character formats to individual **characters** or **words**. You also have the option of changing the **font color**, or depicting the text as **bold**, in **italics** and/or **underlined**.

 It's also possible to insert key icons and hyperlinks into textboxes.




Textboxes in the **documentation** are indicated by a bright blue bar on the left. And paragraphs are symbolized by a blue dot.

 Lorem ipsum dolor sit amet, consetetur sadipscing elitr, sed diam nonumy eirmod tempor
 ▫ invidunt ut labore et dolore magna aliquyam erat, sed diam voluptua. At vero eos et accusam
 et justo duo dolores et ea rebum.

A textbox in the **e-learning** is depicted as a rectangle, which can be selected and moved around randomly via its frame.

Lorem ipsum dolor sit amet, consetetur sadipscing elitr, sed diam nonumy eirmod tempor invidunt ut labore et dolore magna aliquyam erat, sed diam voluptua. At vero eos et accusam et justo duo dolores et ea rebum.

-  If a textbox in the e-learning contains more text than can be displayed, a scrollbar is automatically inserted at the right of the textbox. This can then be used to scroll to the "hidden" text.