


**tts** performance suite

# What's New in Release 2025



## Table of contents

tts performance suite 2025 .....	3
<b>1 Content Usage.....</b>	<b>4</b>
1.1 QuickAccess – Show related content.....	4
1.2 Improved display of documents in processes and topics .....	4
1.3 More detailed and personalized context recognition.....	4
<b>2 Creation of content.....</b>	<b>5</b>
2.1 Creator – Create and edit e-learning content directly in the browser.....	5
2.2 Creator – Provide copyable texts .....	5
2.3 Creator – Create buttons .....	6
2.4 Creator – Create interactive images.....	6
2.5 Producer – Blur sensitive content.....	6
2.6 Custom Performance Support Categories for Creator templates..	6
2.7 Representing Cyclical Processes.....	7
<b>3 Curation of content.....</b>	<b>7</b>
3.1 Edit topics and processes quickly and easily.....	7
3.2 Individual authorizations for Creator templates.....	8
<b>4 Miscellaneous.....</b>	<b>8</b>

## tts performance suite 2025

With the 2025 version of the tts performance suite, the user experience is further enhanced – both in content creation and access.

A completely new Edit View simplifies the management of topics and processes, allowing users to create, edit, and structure content more quickly. New templates, such as interactive images and customizable buttons, significantly expand the possibilities in content creation. Additionally, the context recognition can now be customized more flexibly and precisely, and template access can be tailored to specific user groups – for example, by enabling or disabling features such as AI capabilities.

The new e-learning template allows learning units to be created and edited directly in the browser – no additional client installation required. Consistently designed blocks for text and image content, as well as the ability to integrate test questions, make it easy and fast to create interactive learning content.

Another practical feature is the introduction of copyable text blocks, which allow text content to be copied to the clipboard with a single click. This is especially time-saving for frequently used information.

The Producer also receives significant updates. Starting with version 2025, sensitive information within recordings can be specifically blacked out. This feature allows confidential data to be effectively hidden in training materials.

Numerous improvements in look and feel, as well as in structural handling, round off this release. Below is an overview of all the new features.

# 1 Content Usage

## 1.1 QuickAccess – Show related content

With the new version of the tts performance suite, QuickAccess now shows the context in which each document is used. It takes into account all topics, processes, and courses associated with the document, making it easier to recognize the context at a glance.

A key advantage: with just one click, you can navigate directly to the associated topics, processes, or courses. This saves valuable time and allows users to quickly and easily understand the overall context.

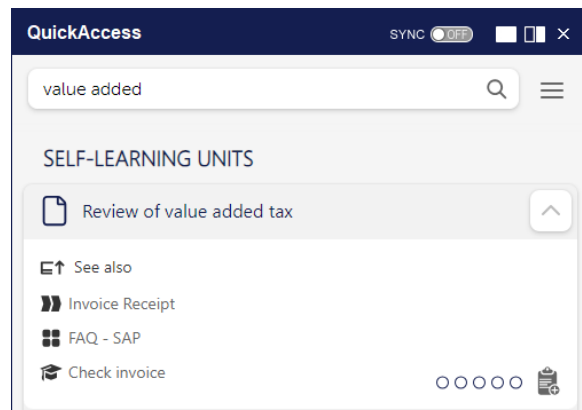


Figure 1: Display of related content in QuickAccess

## 1.2 Improved display of documents in processes and topics

Since version 2024r2 of the tts performance suite, content in QuickAccess can be opened directly by clicking on the entire result line. Additional details, such as descriptions or ratings, can be shown through a "expand" button.

This optimized user behavior has now been extended to the document display within topics and processes. Further documentation can now be intuitively accessed with just one click on the entire element within these areas.

## 1.3 More detailed and personalized context recognition

Context recognition has been fundamentally revised and now offers significantly more customization options. Adjustments to the recognized contexts can now be made more easily and in a more structured way – specifically for each target application.

Additionally, it is now possible to consider more deeply nested elements, allowing for more precise control over the recognition of individual screens within complex applications.

## 2 Creation of content

### 2.1 Creator – Create and edit e-learning content directly in the browser

With the tts performance suite 2025, a new e-learning template is available in the Creator, which allows users to create and edit learning units easily and quickly directly in the browser – without needing any additional client installation.

The content is structured using predefined text and image blocks, which can be customized in advance to match a corporate identity design. This ensures a consistent presentation across various learning units. All content is displayed responsively and optimally on different devices.

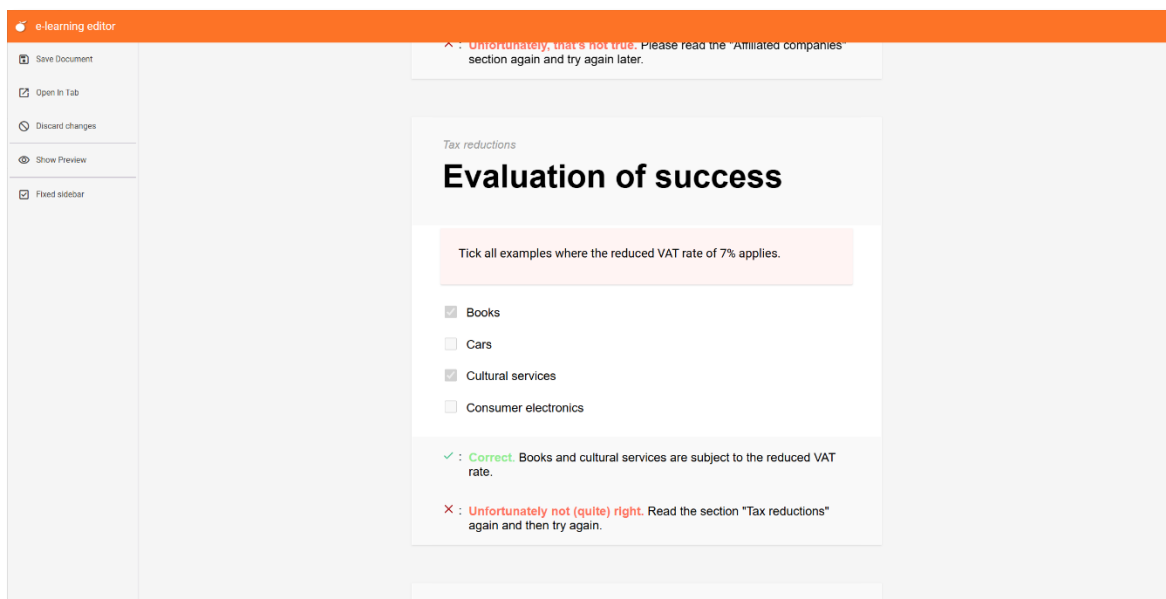


Figure 2: Create and edit e-learning content in the browser

Test questions for assessment purposes can also be integrated. In combination with courses, it is possible to send results to an LMS via common standards such as SCORM, AICC, or xAPI/cmi5.

Thanks to the simple, template-based handling, the new template opens up the possibility for larger user groups to efficiently provide high-quality learning content.

### 2.2 Creator – Provide copyable texts

In all text-based Creator templates, it is now possible to add a copy function to text blocks. This allows content to be copied directly to the clipboard with a single click – similar to how a link would work.

This function saves time and reduces transmission errors, especially for precise or frequently used information, such as IDs, reference codes, or long text blocks. For large content, such as AI prompts, the copy function ensures an efficient and error-free transfer to target applications.

## 2.3 Creator – Create buttons

Starting with tts performance suite 2025, attractive buttons can be created in the Creator and embedded in topics or processes. The new button template offers extensive customization options – from color selection to choosing suitable icons – and supports various functions.

For example, buttons can be used as links to internal or external content. Alternatively, text blocks or images can be copied to the clipboard with a click – for example, to easily provide a uniform email signature. Additionally, an entire email template can be linked, including preset recipient, subject, and message.

The buttons come with visual hover and on-click effects by default, providing an engaging and interactive user experience.

## 2.4 Creator – Create interactive images

With the new interactive image template in the Creator, individual details within a larger overall image can be displayed simply and clearly. Image sections can be selected and provided with custom description texts.

There are two navigation options: either the content is walked through linearly, or specific areas can be accessed directly via freely definable hotspots. This enables targeted retrieval of information by selecting certain areas of the image with a click.

The interactive image is responsive and adapts flexibly to different display sizes.

An interactive image is ideal for illustrating processes or process chains. In an overarching process image – for example, a flowchart or a system landscape – individual steps or subareas can be equipped with hotspots and explained in detail. This way, connections can be clearly demonstrated without losing the overview of the overall process.

## 2.5 Producer – Redact sensitive content

Starting with tts performance suite 2025, sensitive information in recorded Producer content can now be specifically blacked out. For example, personal data or confidential content within recorded screens can easily and reliably be concealed.

This applies across all formats – it is automatically applied in all export formats, such as e-learning, documentation, and step lists.

For end users, the redaction is permanent and cannot be undone. However, in the source documents, it is non-destructive and can be adjusted or removed by authorized authors at any time.

## 2.6 Custom Performance Support Categories for Creator templates

With tts performance suite 2025, individual performance support categories can now be assigned to each Creator template. This function accelerates the content creation process by

automatically assigning elements that should only be visible in the context of topics or processes – such as rich text content or buttons – to a hidden category. This ensures they do not appear as separate documents in QuickAccess search results.

At the same time, content that should be easily found – such as step lists or learning content – is automatically assigned to the appropriate category, ensuring they appear correctly in search results without requiring manual editing of each document.

## 2.7 Representing Cyclical Processes

Starting with tts performance suite 2025, it is now possible to natively represent cyclical processes. The process cycle adapts responsively to window size in WebAccess and QuickAccess, ensuring it is always displayed optimally.

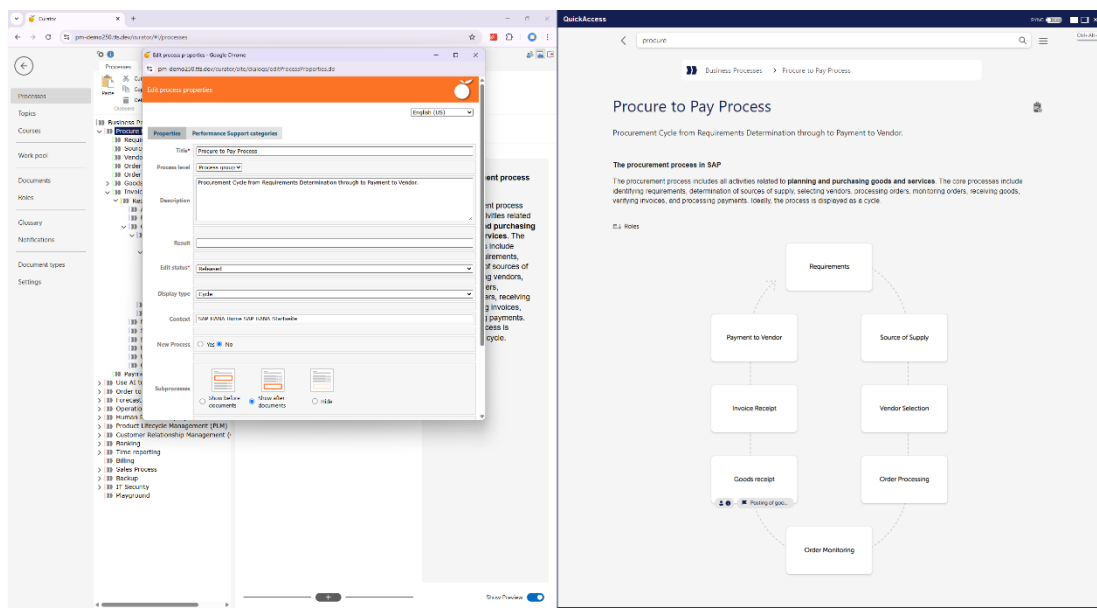


Figure 3: Define cyclical processes in Curator (left) and display in QuickAccess (right)

## 3 Curation of content

### 3.1 Edit topics and processes quickly and easily

The new Edit View makes editing topics and processes noticeably easier. Content can now be created, edited or assigned much more quickly.

The order of documents can now be intuitively adjusted using drag & drop. This makes it easier to structure content, especially for more extensive topics or processes, and saves valuable time in day-to-day work.

The integrated preview is a particular bonus: It gives an impression of how the content will later be displayed in QuickAccess. When a document is selected, it is visually highlighted in the preview - allowing authors to maintain an overview at all times.

The new Edit View is complemented by numerous improvements to the look and feel: a modernized color scheme, clearer typography and revised process, topic and course trees ensure a contemporary appearance and a consistent user experience.

### 3.2 Individual authorizations for Creator templates

With the tts performance suite 2025, individual creator templates can be specifically assigned to different user groups. For example, the full range of functions can be made available to trained authors, while end users can only access selected templates - such as step lists - for user-generated content.

In addition, special functions within a template, such as AI-supported features, can also be activated or deactivated depending on the respective user group. In this way, the use of the Creator can be controlled even more specifically and tailored to the needs of the respective target group.

## 4 Miscellaneous

### 4.1 Improvements to existing Creator templates

Existing Creator templates have also undergone targeted further development. Central paragraph formats can now be defined and used in all text-based templates to ensure a uniform appearance across different content.

In addition, a space-saving compact view has been added to the listicle template, which opens up new design and application options.