

Course

This documentation shows what a course is and what you have available for editing.

1 Introduction

The purpose of a course is to compile learning content in course format for formal and informal learning. Courses support formal learning in various ways:

- One course corresponds to one Web-Based Training (WBT). This is equivalent to a tutorial, consisting of individual lessons, which can be viewed independently on a browser or integrated into formal learning processes in conjunction with a Learning Management System (LMS).
- Courses keep track of the user's learning progress and pass on this data via AICC, SCORM, or xApi/cmi5.
- Courses can also include tests (assessments) consisting of test questions, the results of which contribute to the user's final evaluation.
- A certificate can be issued to mark the completion of a course.
- A manual featuring the Producer documents included in the course can be created as supplementary course material.

2 Structure of a course

Courses can be subdivided into course sections to ensure that the course structure has a clear and well-arranged design.

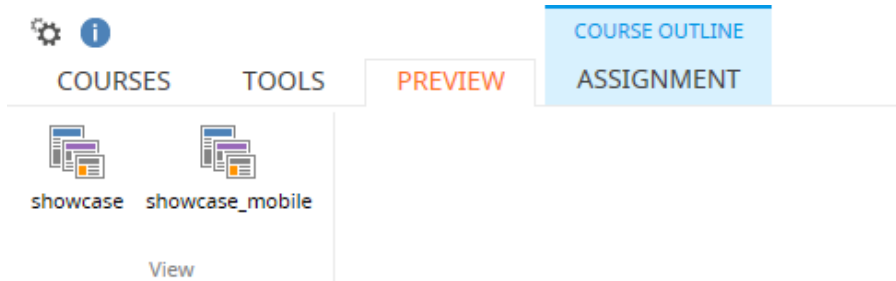
3 Wizard for the compilation of courses

You can use a content-compilation Wizard to help put together a course featuring existing content. A new course can be created



- based on existing processes in the Process view,
- based on roles,
- based on existing topics in the Topic view,
- or as a variant of an existing course.

The Wizard can also be used to fine-tune the new course via document types, languages and configurations. The associated documents can then be stored in the course, either flatly or structured according to processes/topics.

4 Preview



The preview allows you to display the course distribution page in the desired configuration ("Preview" tab, "View" function group). The course distribution page includes **all** the course's lessons, regardless of whether they have been released or not. The scope of the preview is therefore different to that which the learner sees in their course. The whole point of the preview is to see how the course would look once all lessons have been released.

-  If end users access the system by logging on to a portal, please note that they can only view the released documents to which their respective role grants access.
-  Course sections without a title are displayed in neither the preview nor portal.

5 Mastery score

The mastery score for a course indicates the percentage learners need to score in order to pass the course. The mastery score is specified in the course's properties.

6 Learning progress data

Learning progress data keep track of the user's learning progress during the tutorial or in an individual lesson. The following learning progress data are collected for a Shareable Content Object (SCO):

Scorm 1.2 and AICC

- `cmi.core.score.raw`: Final score (0-100)
- `cmi.core.lesson_location`: Last page to have been visited in an SCO. (only applies to producer documents as an SCO)
- `cmi.core.lesson_status`: Status of the SCO (not attempted, incomplete, completed, passed, failed)
- `cmi.core.exit`: Reason for exiting an SCO ("time-out", "suspend", "logout")
- `cmi.core.session_time`: Time which the user spent in the SCO during the last session.
- `cmi.suspend_data`: Internal information about the learning module. This is not used by the LMS.

Scorm 1.3 (2004)

- cmi.core.score.raw: Final score (0-100)
- cmi.score.scaled: Value range 0..1 (normalized)
- cmi.core.lesson_location: Last page to have been visited in an SCO. (only applies to Producer documents as an SCO)

- cmi.core.lesson_status: Status of the SCO (not attempted, incomplete, completed)
- cmi.success_status: Status of the SCO (passed, failed)
- cmi.core.exit: Reason for exiting an SCO ("time-out", "suspend", "logout")
- cmi.core.session_time: Time which the user spent in the SCO during the last session.
- cmi.suspend_data: Internal information about the learning module. This is not used by the LMS.

xApi/cmi5

Under xApi/cmi5, learning status data is no longer stored in the Learning Management System (LMS), but in the Learning Record Store (LRS). The WBT is started via the LMS and the session is managed (via cmi5). The learning status data is provided by the LRS.

The following "statements" are written to LRS via the xApi:

- passed, failed, completed (defined statement):
Status of the SCO defined by cmi5 (passed, failed, incomplete, completed) and the score achieved.
- courseState (allowed statement):
Internal status of the SCO (passed, failed, incomplete, completed) and the score achieved.

- suspendData (allowed statement):
Internal information of the learning module that is not used by the LMS.

7 Courses in the portal

Released courses are automatically displayed in the portal of tts performance suite. The following applies:

- Released documents are displayed in the course, non-released documents are not displayed.
- If learners access the course by logging on to a portal, they must have access rights to the document type of the released documents.

SALES ORDER PROCESSING - STANDARD ORDER



This course has a look at the most important facts of the sales procedure in a company (VA01).

Duration
1.5 days

Learning targets

At the end of this course you should be familiar with the most important facts of the sales procedure and you should know how to handle these tasks in your SAP system.

Create customer order

How do I create a customer order?

> DETAILS Progress: 0% 0 0

Which status exist for a customer order and where can I see them?

> DETAILS Progress: 0% 0 0